

Columbia University: Arts & Sciences
A&S Spring 2021 B and Full-Term Standard Evaluation

Course: ECONGR6915_001_2021_1 - PERSPECTIVES ON ECON STUDIES-DISC: ECONG6915_001_2021_1_120019
Instructor: Kyle Coombs *
Response Rate: 15/27 (55.56%)

1 - How did you experience the class this semester? Check off as many as apply: The answer to this question will generally be available in Vergil.					
Response Option	Weight	Frequency	Percent	Percent Responses	
In-person	(1)	0	0.00%		
Live online	(2)	13	86.67%		
Recorded	(3)	8	53.33%		
Response Rate		15/27 (55.56%)			

2 - What did you learn - in terms of knowledge, skills, or perspectives - in this course? The answer to this question will generally be available in Vergil.	
Response Rate	0/27 (0%)

3 - What percentage of the work (including reading) assigned for this course did you complete on schedule?					
Response Option	Weight	Frequency	Percent	Percent Responses	Means
All or almost all	(1)	10	66.67%		
Most	(2)	2	13.33%		
Some	(3)	3	20.00%		
This question is not applicable	(4)	0	0.00%		
				0 25 50 100	
Response Rate		15/27 (55.56%)			

4 - What is your overall assessment of the course? What are its strengths? In what ways might it be improved? In answering this question, you might address the value of readings and assignments, the structure of the course (including the relationship of sections to lectures), the contribution of the course to your knowledge of the subject matter and to the development of your analytical and reasoning skills, etc. We encourage you to use specific examples where possible.	
Response Rate	0/27 (0%)

5 - What is your overall assessment of the course in the current modality? The answer to this question will generally be available in Vergil.						
Response Option	Weight	Frequency	Percent	Percent Responses	Means	
Excellent	(5)	5	33.33%		4.20	
Very Good	(4)	8	53.33%			
Good	(3)	2	13.33%			
Fair	(2)	0	0.00%			
Poor	(1)	0	0.00%			
				0 25 50 100	Question	
Response Rate		Mean		STD		Median
15/27 (55.56%)		4.20		0.68		4.00

6 - Would you recommend this course in its current modality to another student? The answer to this question will generally be available in Vergil.					
Response Option	Weight	Frequency	Percent	Percent Responses	Means
Definitely recommend	(1)	4	26.67%		
Probably recommend	(2)	10	66.67%		
I'm not sure I'd recommend	(3)	0	0.00%		
Probably not recommend	(4)	0	0.00%		
Definitely not recommend	(5)	1	6.67%		
				0 25 50 100	
Response Rate		15/27 (55.56%)			

7 - Please qualify your recommendations if you wish: The answer to this question will generally be available in Vergil.	
Response Rate	0/27 (0%)

Columbia University: Arts & Sciences
A&S Spring 2021 B and Full-Term Standard Evaluation

Course: ECONGR6915_001_2021_1 - PERSPECTIVES ON ECON STUDIES-DISC: ECONG6915_001_2021_1_120019
Instructor: Kyle Coombs *
Response Rate: 15/27 (55.56%)

8 - How does the workload in this course compare to Columbia courses with a similar structure (e.g. a lecture, seminar, laboratory, or language course)?The answer to this question will generally be available in Vergil.

Response Option	Weight	Frequency	Percent	Percent Responses	Means
Much heavier workload	(1)	1	6.67%		
Heavier workload	(2)	3	20.00%		
Similar workload	(3)	6	40.00%		
Lighter workload	(4)	4	26.67%		
Much lighter workload	(5)	1	6.67%		
No basis for comparison	(6)	0	0.00%		
0 25 50 100					
Response Rate					
15/27 (55.56%)					

9 - How many hours a week did you devote to this course? (Note: Please include all time spent on this class including managing the technology of online instruction, class time, discussion sections, readings, assignments, studying, etc.)The answer to this question will generally be available in Vergil.

Response Rate	2/27 (7.41%)
<ul style="list-style-type: none"> • About 2 hrs/week. • 10 	

10 - Please evaluate Kyle Coombs. What are Kyle Coombs's strengths? In what ways might their teaching be improved? In answering this question, you might address the clarity of the lectures or presentations and their relationship to the other elements of the course, the ability of Kyle Coombs to generate enthusiasm and facilitate discussion, the quality of feedback, availability, the timeliness of the return assignment, etc. -

Response Rate	1/27 (3.7%)
<ul style="list-style-type: none"> • I found Kyle stimulating and attentive. He managed to cover a lot of material in a short time and the slides were great. 	

11 - What is the overall teaching effectiveness of the Kyle Coombs in the current modality? -

Response Option	Weight	Frequency	Percent	Percent Responses	Means
Excellent	(5)	8	53.33%		4.47
Very Good	(4)	6	40.00%		
Good	(3)	1	6.67%		
Fair	(2)	0	0.00%		
Poor	(1)	0	0.00%		
0 25 50 100					
Response Rate				Mean	
15/27 (55.56%)				4.47	
				STD	
				0.64	
				Median	
				5.00	

12 - What are the strengths and weaknesses of (discussion section leader, lab section leader, grader) as an instructor, and how might 's teaching be improved?

Response Rate	0/27 (0%)
----------------------	-----------

13 - What is the overall teaching effectiveness of in the current modality?

Response Option	Weight	Frequency	Percent	Percent Responses	Means
Excellent	(5)	0	0.00%		0.00
Very Good	(4)	0	0.00%		
Good	(3)	0	0.00%		
Fair	(2)	0	0.00%		
Poor	(1)	0	0.00%		
0 25 50 100					
Response Rate				Mean	
0/27 (0.00%)				0.00	
				STD	
				0.00	
				Median	
				0.00	

Columbia University: Arts & Sciences
A&S Spring 2021 B and Full-Term Standard Evaluation




Course: ECONGR6930_001_2021_1 - PERSPECTVS ON ECONOMIC STUDIES: ECONG6930_001_2021_1_116573
Instructor: Suresh Naidu, Joseph Stiglitz
TA: Kyle Coombs * , Akanksha Vardani
Response Rate: 19/28 (67.86 %)

1 - What are the strengths and weaknesses of Kyle Coombs (discussion section leader, lab section leader, grader) as an instructor, and how might Kyle Coombs's teaching be improved?

Response Rate 2/28 (7.14%)

- Kyle was very good!
- Kyle clearly tries hard to manage the class and had a lot to manage with the professors being generally uncooperative.

2 - What is the overall teaching effectiveness of Kyle Coombs in the current modality?

Response Option	Weight	Frequency	Percent	Percent Responses	Means
Excellent	(5)	8	61.54%		
Very Good	(4)	5	38.46%		
Good	(3)	0	0.00%		
Fair	(2)	0	0.00%		
Poor	(1)	0	0.00%		
				0 25 50 100	Question
Response Rate				Mean	STD
13/28 (46.43%)				4.62	0.51
					Median
					5.00

Columbia University: Arts & Sciences
A&S Fall 2020 Standard Evaluation

Course: ECONGU4438_001_2020_3-ECONOMICSOFRACEINTHEU.S.: ECONGU4438_001_2020_3 - ECONOMICS OF RACE IN THE U.S.
Instructor: Brendan O'Flaherty
TA: Kyle Coombs * ,Ricardo Pommer Munoz,Tori Klosko
Response Rate: 53/80 (66.25 %)

1 - What are the strengths and weaknesses of Kyle Coombs (discussion section leader, lab section leader, grader) as an instructor, and how might Kyle Coombs's teaching be improved?

Response Rate	13/80 (16.25%)
<ul style="list-style-type: none"> • Very helpful in office hours, very willing to help. • Very prompt response time. • Very responsive, and very attentive during zoom class sessions • Both TAs were good. • Very friendly and helpful. Wonderful TA! • Nice guy, forwarded my private messages in zoom. • Kyle is really good, he's clear in explain concept, he always replies emails in a timely fashion • Kyle was extremely helpful everytime I reached out, and I really liked his involvement in the class. The professor also seemed to really appreciate him. • Kyle was always incredibly helpful in office hours and was always able to point me in the right direction when I felt stuck on a problem set or wanted to learn more about a concept. • Kyle always has silly zoom backgrounds and i enjoy this as well as his cheery presence in class. He is enthusiastic and congenial which is difficult in a class like Econ of race lol. Overall Kyle is good. • During an incredibly difficult time to be a TA, Kyle was an incredible resource. He was very approachable and caring in zoom chats. It was almost like sitting next to a friend who you could ask questions to. He explained complicated concepts in simple clarifying terms, and always brought a smile to my face. He made me happy and excited to come to class even when I was stressed about living through a literal pandemic. • he's an amazing TA and was approachable, responsive, and helpful • Kyle was a quick responder to emails and was definitely a bonus to class. 	

2 - What is the overall teaching effectiveness of Kyle Coombs in the current modality?

Response Option	Weight	Frequency	Percent	Percent Responses	Means
Excellent	(5)	21	65.63%		
Very Good	(4)	10	31.25%		
Good	(3)	1	3.13%		
Fair	(2)	0	0.00%		
Poor	(1)	0	0.00%		
				0 25 50 100	Question
Response Rate			Mean	STD	Median
32/80 (40.00%)			4.63	0.55	5.00

Columbia University: Arts & Sciences
A&S Fall 2021 Standard Evaluation

Course: ECONGU4999_001_2021_3 - SENIOR HONORS THESIS WORKSHOP: ECONW4999_001_2021_3_124157
Instructor: Michael Best
TA: Kyle Coombs *
Response Rate: 6/12 (50.00 %)

1 - What are the strengths and weaknesses of Kyle Coombs (discussion section leader, lab section leader, grader) as an instructor, and how might Kyle Coombs's teaching be improved?	
Response Rate	2/12 (16.67%)
<ul style="list-style-type: none"> • Kyle Coombs is very helpful and nice. Very good data TA who is open to answering any and all questions. • Kyle was fantastic. He offered all the support that was needed and explained things in a clear but also fun and engaging way. 	

2 - What is the overall teaching effectiveness of Kyle Coombs?						
Response Option	Weight	Frequency	Percent	Percent Responses	Means	
Excellent	(5)	6	100.00%		5.00	
Very Good	(4)	0	0.00%			
Good	(3)	0	0.00%			
Fair	(2)	0	0.00%			
Poor	(1)	0	0.00%			
				0 25 50 100	Question	
Response Rate				Mean	STD	Median
6/12 (50.00%)				5.00	0.00	5.00

Spring Semester Data TA¹

Instructor: Susan Elmes

TA: Kyle Coombs

Response Rate 28/60 (47%)

What are the strengths and weaknesses of Kyle Coombs as Data TA, and how might his teaching be improved?

Responses 8/60

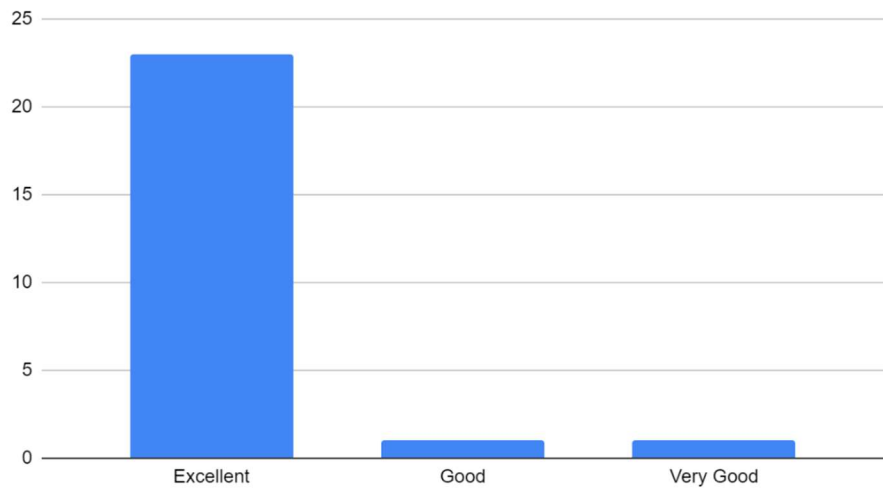
Extremely clear

- Kyle was extremely patient and invested in my senior paper work. He really took the time to understand the topic at hand instead of answering questions at a surface level. Thank you Kyle!
- He was clear, provided help, and he provided suggestions for other help resources.
- Good at communication
- Very funny and comprehensive in his explanations
- strength - knows R pretty well, and was able to help me think from a different perspective when it gets to coding.
- Responsive, clear, great memory, problem solving quickly, flexible
- Kyle was super helpful and really helped me figure out what the code I wanted to understand was doing.

What is the overall teaching effectiveness of Kyle Coombs? **Responses 25/60**

Response Option	Weight	Frequency	Percent
Excellent	(5)	23	92
Very Good	(4)	1	4
Good	(3)	1	4
Fair	(2)	0	0
Poor	(1)	0	0

¹ Survey sent to all senior seminars by economics department as official evaluations only sent to the Fall Senior Honors Thesis Workshop (GU4999) students, who made up less than 20 percent of students served. Official Columbia teaching effectiveness question asked.



Count of What is the overall teaching effectiveness of Kyle Coombs in the Data TA role?